

PILANI INVESTMENT AND INDUSTRIES CORPORATION LIMITED

CIN : L24131WB1948PLC095302

REGD. OFFICE : BIRLA BUILDING, 9/1, R.N.MUKHERJEE ROAD, KOLKATA-700 001

Email : pilaniinvestment1@gmail.com, TELEPHONE: 3057 3700 / 3041 0900. Website : www.pilaniinvestment.com

7th July, 2017

**The Manager,
Listing Department,**
The National Stock Exchange of India Ltd.,
"Exchange Plaza", Bandra-Kurla Complex,
Bandra (East) Mumbai - 400051,

**BSE Limited,
Corporate Relationship Department,**
Phiroze Jeejeebhoy Towers,
Dalal Street, Mumbai 400001

Sub: Shareholding Pattern for the quarter ended 30th June, 2017

Ref: Scrip Code: NSE: PILANIINVS :: BSE 539883:: ISIN: INE417C01014

Dear Sir,

In accordance with Regulation 31 of SEBI (Listing Obligations and Disclosure Requirements) Regulations, 2015, enclosed please find the Shareholding Pattern of the Company for the quarter ended 30th June, 2017.

This is for your information and record.

Thanking you,

Yours faithfully,
For Pilani Investment and Industries
Corporation Ltd.,

Rajiv Suresh Kanyan.
Company Secretary

Enclosure: As above

Name of Listed Equity: PILANI INVESTMENT & INDUSTRIES CORP LTD

Scrip Code:

Shareholding Pattern Filed under: Reg. 31(1)(b) Quarter Ended: 30/06/2017

Particulars	Yes	No
1 Whether the Listed Equity has issued any Partly Paid up shares?		No
2 Whether the Listed Equity has issued any Convertible Securities or Warrants?		No
3 Whether the Listed Equity has any shares against which Depository Receipts are issued?		No
4 Whether the Listed Equity has any shares in Locked-in?		No
5 Whether any shares held by Promoters are Pledge or otherwise encumbered?		No



TABLE I - SUMMARY STATEMENT HELDINGS OF SECURED SECURITIES

Category of shareholders	Nos. of Shares held	Nos. of Shares held	No. of Fully Paid-up Shares held	No. of Partly Paid-up Shares held	Total Nos. of Shares held	Shareholding as calculated as per SCRR, 1957	Number of Voting Rights held in each class of securities:		No. of Shares of Lacked in shares (XII)	Underlying % assuming full conversion of convertible securities	No. of Shares held or otherwise	Number of Shares held or otherwise
							(A) Class X	(B) Class Y				
(A) Promoter & Promoter Group	10	453,416	453,416	57,549	453,416	57,549	453,416	57,549	453,416	57,549	453,416	57,549
(B) Public	6294	357,334	357,334	42,461	357,334	42,461	357,334	42,461	357,334	42,461	357,334	42,461
(C) Non Promoter - Non Public												
(C1) Shares underlying DRs												
(C2) Shares held by Employees Trusts												
TOTAL	6294	798750	798750	100,000	798750	100,000	798750	100,000	798750	100,000	798750	100,000



Category of shareholders	PAN	Nos. of Fully Paid-up Shares		No. of Shares Total Nos.	Shareholding as calculated as per SCRR, 1957	No. of Voting Rights	Underlying % of securities	No. of Shares	No. of Shares Locked	No. of Shares Held in demat
		Shareholders	Participating							
(1) Institutions										
(a) National Funds										
(b) Venture Capital Funds										
(c) Alternative Investment Funds										
(d) Foreign Venture Capital Investors										
(e) Foreign Portfolio Investors										
(f) Financial Institutions/Banks										
(g) Insurance Companies										
(h) Provident Funds/Pension Funds										
(i) Any Other										
(2) Foreign Institutional Investors										
(3) Non-Institutions										
(a) Individuals										
(b) Employee Trusts										
(c) Overseas Depositors (holding DFVs) (balancing figure)										
(d) Any Other										
(5) Central Government/State Government/President of India										
(6) Non-Institutions										
(a) Individuals										
(b) Employee Trusts										
(c) Overseas Depositors (holding DFVs) (balancing figure)										
(d) Any Other										

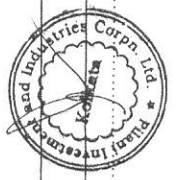
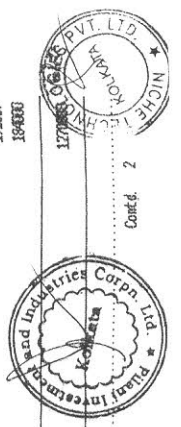


TABLE III - SUMMARY STATEMENT OF THE PUBLIC SHAREHOLDERS

Category of Shareholders	PN	Nos. of Shares Paid-up	Nos. of Shares Fully Paid-up	No. of Shares Depository	Total Nos. of Shares Held	Shareholding as calculated as per SEBI, 1957 (A+B+C)	No. of Voting Rights		Underlying Securities (Convertible securities (including Warrants) less a % of (D+E+F+G))	Total as a % of total voting rights	No. of Locked Shares	No. of Locked Shares as a % of total	Number of Locked or otherwise Equity Shares (H) Held in dematerialized form
							Class X	Class Y					
Total Public Shareholding (B)		6294	357394		357394	42.61	357394	42.61	357394	42.61		1287061	
(B)(1)+(B)(2)+(B)(3)													




TABLE III - STRAIGHT SHARES SHAREHOLDERS - NEW PUBLIC SHAREHOLDERS

Category of Shareholders	Nos. of Shares	No. of Paid-up Equity Shares Held	No. of Fully Paid-up Equity Shares Held	No. of Partly Paid-up Equity Shares Held	No. of Shares Held	Shareholding as per SCSS, 1957	No. of Voting Rights	Total as a % of total voting Rights	Underlying securities including convertible securities (including share capital)	No. of Locked in shares	No. of Shares Held in dematerialized form	Total as a % of total shares held
(C) Employee Benefit Trust Under SEBI (Share based Employees Benefit) Regulations, 2014												
(D) Custodian SR Holder												
(E) Employee Benefit Trust Under SEBI (Share based Employees Benefit) Regulations, 2014												
(F) Total Non-Follower - Non-Public Shareholding												

(C) Custodian SR Holder
 (D) Employee Benefit Trust Under SEBI (Share based Employees Benefit) Regulations, 2014

Total Non-Follower - Non-Public Shareholding (C)+(D)+(E)+(F)

